





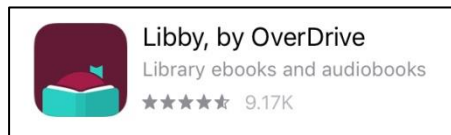
What you will need:

- ☆ Your library card
- ☆ An email address

1 Install App from your device's App Store

<p>Apple® Devices (ie. iPad, iPhone)</p>  Tap "App Store" icon  Tap the magnifying Glass Type: Libby	<p>Android® (ie. Google Nexus, Samsung, Levono)</p>  Tap the "Play Store" icon  Tap the magnifying Glass Type: Libby
--------------------------------------------------------------------------------------------------------------------------------------------------------------------------------------------------------------------------------------------------------------------------------------------	-------------------------------------------------------------------------------------------------------------------------------------------------------------------------------------------------------------------------------------------------------------------------------------------------------------

- Tap "GET" or "INSTALL"



Libby is a **new** alternative to the original "Overdrive" App
It's easier to use with one-tap for most functions



2 Set up App



You can search for your library by name or branch location.

MATCHING LIBRARIES

Western Australia Public Libraries
 City of Busselton Libraries
 Stanley St
 Busselton, Western Australia, Australia
 + 152 MORE BRANCHES

- Open Libby
- Tap **Yes** I have a library card
- Tap **"Yes, Guess My Library"**
 - Search by library name or postcode.
 - Eg: **Busselton** or **6280**
- Tap **"City of Busselton Library"**

- Type in your Library Card Barcode (**MUST BE IN UPPER CASE**)



- Tap **"Next"**

CL205B1234567D

- Tap **"Sign In"**
- Tap **"Next"**

